

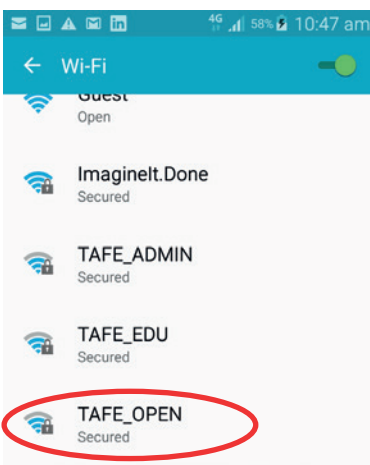
TAFE_OPEN WIFI SETUP

ANDROID DEVICES

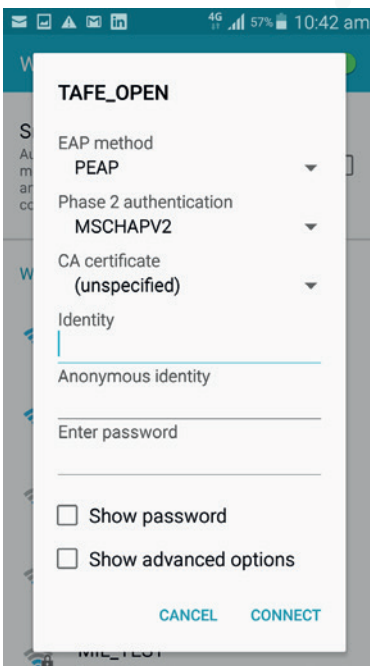


Steps to Connect to TAFE_OPEN

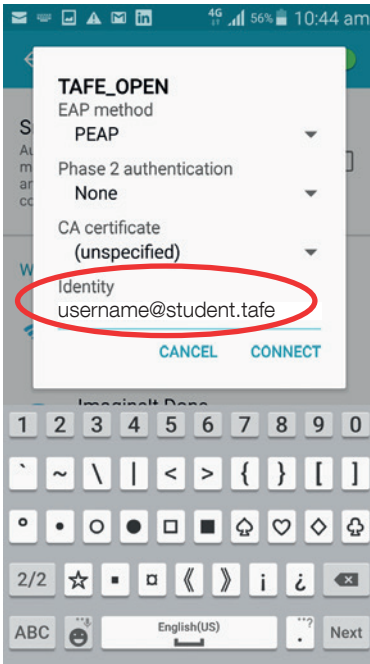
1. Go to **Settings** -> **Wi-Fi**
2. Select **TAFE_OPEN**



3. For Phase 2 authentication select **MSCHAPV2**



4. Enter username starting with **username@student.tafe** and enter password
or
Enter username starting with **username@staff.tafe** and enter password



Username format:

Prefix	Username Example
username@student.tafe	123456789@student.tafe
username@staff.tafe	blogsj@staff.tafe

5. Trust **BTQADMCS1-CA** certificate if asked for

The device should now successfully connect to the TAFE_Open wireless network