

# TAFE QUEENSLAND SKILLSTECH

# Student Self-Service

As a TAFE Queensland SkillsTech student, you have access to a **student self-service** website which allows you to:

- maintain your own personal details
- record your Unique Student Identifier (USI)
- view your academic information
- enrol into a program (where function is available)
- make a payment (*Visa and Mastercard only*)
- access online learning through Connect

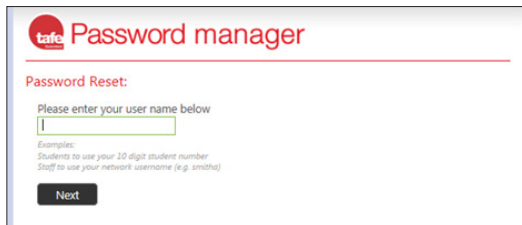
Upon the creation of your student number, you will receive an email from TAFE Queensland (check your junk and spam folders).

The email will provide you with your **USER ID** which is your 10 digit student number and a link to the password manager site.

Please go to the TAFE Password Manager website:  
<https://passwordreset.tafeqld.edu.au>  
 and follow the prompts to set your password.

Once you have set your password you will be able to access **Student Self-Service**.

## TAFE PASSWORD MANAGER

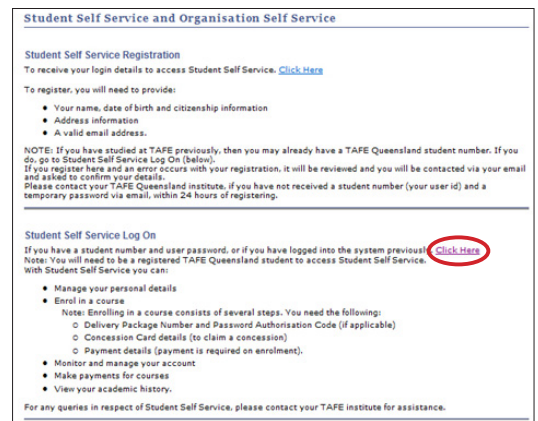
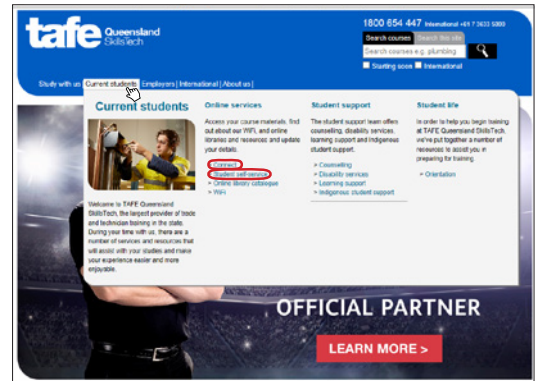
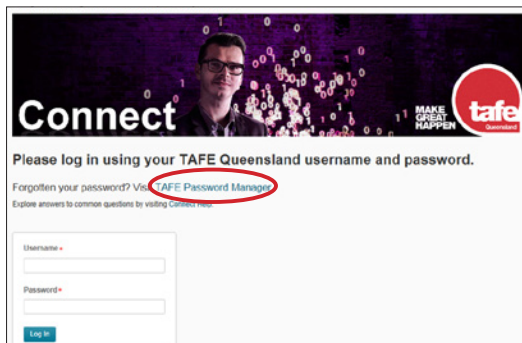


## How to access the student self-service page

<http://tafeskillstech.edu.au> 

If you will be undertaking online study, you will also be able to access our learning management system **Connect** with this password.

Links for both applications can be found in the 'Current Students' dropdown menu at the top of the page (as shown on the right), or once you are logged into Student Self-Service you can select the link to Connect.



Please contact us if you require any further assistance.

1800 654 447  
[tafeskillstech.edu.au](http://tafeskillstech.edu.au)



RT0 NO. 31396 | CRICOS NO. 02014M

**MAKE GREAT HAPPEN**

